




WHEEL GUIDE



Made To Order, In The U.S.A. By Real Car Guys

SMOOTHIE WHEELS

AVAILABLE IN 14", 15", 16" & 17". 18" Coming Soon
 Bolt Patterns: [5 on 4.5"], [5 on 4.75"], [5 on 5"], [5 on 5.5"], [6 on 5.5"]



BARE SMOOTHIE
06 SERIES

WHEEL SIZE	STANDARD MINIMUM	STANDARD MAXIMUM	REVERSE MINIMUM	REVERSE MAXIMUM
14x5.5	3.00	3.75	2.00	2.75
14x6	3.25	4.25	2.00	3.00
15x5	2.75	3.25	2.00	2.50
15x6	3.50	4.00	2.00	2.75
15x7	3.75	5.00	2.25	3.00
15x8	4.00	6.00	2.25	4.25
15x10	4.50	7.50	2.75	6.00
15x12	4.50	10.00	2.75	7.75
15x14	4.50	12.00	2.75	9.50
16x4.5	2.00	3.00	N/A	N/A
16x6	4.75	4.25	2.25	2.75
16x7	4.00	5.25	2.25	3.50
16x8	4.25	6.00	2.25	3.75
16x10	4.50	7.00	2.75	5.75
17x7	3.25	5.75	1.75	4.50
17x8	4.25	7.00	1.75	4.75
17x9	4.50	8.00	1.875	4.75



CHROME RIM/BARE CENTER
07 SERIES

WHEEL SIZE	STANDARD MINIMUM	STANDARD MAXIMUM	REVERSE MINIMUM	REVERSE MAXIMUM
14x5.5	3.00	3.75	2.00	2.75
14x6	3.25	4.25	2.00	3.00
15x5	2.75	3.25	2.00	2.50
15x6	3.50	4.00	2.00	2.75
15x7	3.75	5.00	2.25	3.00
15x8	4.00	6.00	2.25	4.25
15x10	4.50	7.50	2.75	6.00
15x12	4.50	10.00	2.75	7.75
15x14	4.50	12.00	2.75	9.50
16x4.5	2.00	3.00	N/A	N/A
16x6	4.75	4.25	2.25	2.75
16x7	4.00	5.25	2.25	3.50
16x8	4.25	6.00	2.25	3.75
16x10	4.50	7.00	2.75	5.75
17x7	3.25	5.75	1.75	4.50
17x8	4.25	7.00	1.75	4.75
17x9	4.50	8.00	1.875	4.75



CHROME SMOOTHIE
60 SERIES

WHEEL SIZE	STANDARD MINIMUM	STANDARD MAXIMUM	REVERSE MINIMUM	REVERSE MAXIMUM
14x5.5	3.00	3.75	2.00	2.75
14x6	3.25	4.25	2.00	3.00
15x5	2.75	3.25	2.00	2.50
15x6	3.50	4.00	2.00	2.75
15x7	3.75	5.00	2.25	3.00
15x8	4.00	6.00	2.25	4.25
15x10	4.50	7.50	2.75	6.00
15x12	4.50	10.00	2.75	7.75
15x14	4.50	12.00	2.75	9.50
16x4.5	2.00	3.00	N/A	N/A
16x6	4.75	4.25	2.25	2.75
16x7	4.00	5.25	2.25	3.50
16x8	4.25	6.00	2.25	3.75
16x10	4.50	7.00	2.75	5.75
17x7	3.25	5.75	1.75	4.50
17x8	4.25	7.00	1.75	4.75
17x9	4.50	8.00	1.875	4.75

SMOOTHIE ACCESSORIES



Baby Moon



Plain Interceptor



Hollywood Flipper



Hollywood Plain



'40 Ford Deluxe



'41 Ford



'42 Ford



'46 Ford



'47 Ford



'47 Mercury



'41-'47 Chevrolet



'47-'53 Chevy Pickup



'47-53 GMC



'49 Chevy



'52 Chevy Stainless Steel



'54-'55 Chevy Pickup



'55-'56 Chevy Pickup



'55-'59 GMC



'57-'60 Chevy Pickup



Shannon Cone



'32 Ford V8*



'32-'33 Ford 4 cylinder*



'32-'35 Ford Plain*



'33 Ford V8*



'34 Ford 4 Cylinder*



'34 Ford Plain*



'34 Ford V8*




'35 Ford V8*


*Caps must use Adapter Ring



Adapter Ring



Smooth Trim Ring



Ribbed Trim Ring



CALL OUR ORDER HOT-LINE

800-854-8937 • 951-898-4563

TheWheelsmith.net



Randall Oder's '40 Ford Deluxe Coupe

VINTAGE WHEELS

AVAILABLE IN 15" and 16"

Bolt Patterns: [5 on 4.5", 5 on 4.75"], [5 on 5.5"]



BARE VINTAGE
04 SERIES

WHEEL SIZE	STANDARD MINIMUM	STANDARD MAXIMUM	REVERSE MINIMUM	REVERSE MAXIMUM
15x5	2.00	3.00	1.25	1.75
15x6	3.25	4.00	1.50	2.00
15x7	3.25	5.00	1.50	2.75
15x8	3.50	5.75	2.00	3.75
15x10	4.00	7.00	2.25	5.25
15x12	4.00	9.75	2.25	7.25
15x14	4.50	12.00	2.25	9.00
16x4.5	1.75	2.625	N/A	N/A
16x6	3.50	4.00	1.75	2.25
16x7	3.50	4.75	1.75	3.25
16x8	4.50	5.75	1.75	4.25
16x10	4.00	7.25	2.25	5.75



CHROME RIM/BARE CENTER
05 SERIES

WHEEL SIZE	STANDARD MINIMUM	STANDARD MAXIMUM	REVERSE MINIMUM	REVERSE MAXIMUM
15x5	2.00	3.00	1.25	1.75
15x6	3.25	4.00	1.50	2.00
15x7	3.25	5.00	1.50	2.75
15x8	3.50	5.75	2.00	3.75
15x10	4.00	7.00	2.25	5.25
15x12	4.00	9.75	2.25	7.25
15x14	4.50	12.00	2.25	9.00
16x4.5	1.75	2.625	N/A	N/A
16x6	3.50	4.00	1.75	2.25
16x7	3.50	4.75	1.75	3.25
16x8	4.50	5.75	1.75	4.25
16x10	4.00	7.25	2.25	5.75



CHROME VINTAGE
40 SERIES

WHEEL SIZE	STANDARD MINIMUM	STANDARD MAXIMUM	REVERSE MINIMUM	REVERSE MAXIMUM
15x5	2.00	3.00	1.25	1.75
15x6	3.25	4.00	1.50	2.00
15x7	3.25	5.00	1.50	2.75
15x8	3.50	5.75	2.00	3.75
15x10	4.00	7.00	2.25	5.25
15x12	4.00	9.75	2.25	7.25
15x14	4.50	12.00	2.25	9.00
16x4.5	1.75	2.625	N/A	N/A
16x6	3.50	4.00	1.75	2.25
16x7	3.50	4.75	1.75	3.25
16x8	4.50	5.75	1.75	4.25
16x10	4.00	7.25	2.25	5.75

VINTAGE ACCESSORIES



Plain Interceptor



Hollywood Flipper



Hollywood Plain



40 Ford Plain



'40 Ford V8



'40 Ford Deluxe



'41 Ford



'42 Ford



'46 Ford



'47 Ford



'47 Mercury



'41-'47 Chevrolet



'47-'53 Chevy Pickup



'47-53 GMC



'49 Chevy



'52 Chevy Stainless Steel



'54-'55 Chevy Pickup



'55-'56 Chevy Pickup



'55-'59 GMC



'57-'60 Chevy Pickup



Shannon Cone



'32 Ford V8*



'32-'33 Ford 4 cylinder*



'32-'35 Ford Plain*



'33 Ford V8*



'34 Ford 4 Cylinder*



'34 Ford Plain*



'34 Ford V8*



'35 Ford V8*


*Caps must use Adapter Ring



Adapter Ring



Smooth Trim Ring



Ribbed Trim Ring



CALL OUR ORDER HOT-LINE

800-854-8937 • 951-898-4563

TheWheelsmith.net



ARTILLERY WHEELS

AVAILABLE IN 15"

Bolt Patterns: [5 on 4.5", 5 on 4.75"], [5 on 5.5"]



BARE ARTILLERY
01 SERIES

WHEEL SIZE	STANDARD MINIMUM	STANDARD MAXIMUM	REVERSE MINIMUM	REVERSE MAXIMUM
15x5	2.50	3.00	1.75	2.50
15x6	3.25	3.75	1.75	2.75
15x7	3.75	4.75	2.00	3.25
15x8	4.00	5.75	2.25	4.00
15x10	4.50	7.00	2.25	5.75
15x12	4.50	8.75	2.25	7.50
15x14	4.50	9.50	2.25	9.25



CHROME RIM/BARE CENTER
11 SERIES

WHEEL SIZE	STANDARD MINIMUM	STANDARD MAXIMUM	REVERSE MINIMUM	REVERSE MAXIMUM
15x5	2.50	3.00	1.75	2.50
15x6	3.25	3.75	1.75	2.75
15x7	3.75	4.75	2.00	3.25
15x8	4.00	5.75	2.25	4.00
15x10	4.50	7.00	2.25	5.75
15x12	4.50	8.75	2.25	7.50
15x14	4.50	9.50	2.25	9.25



CHROME ARTILLERY
10 SERIES

WHEEL SIZE	STANDARD MINIMUM	STANDARD MAXIMUM	REVERSE MINIMUM	REVERSE MAXIMUM
15x5	2.50	3.00	1.75	2.50
15x6	3.25	3.75	1.75	2.75
15x7	3.75	4.75	2.00	3.25
15x8	4.00	5.75	2.25	4.00
15x10	4.50	7.00	2.25	5.75
15x12	4.50	8.75	2.25	7.50
15x14	4.50	9.50	2.25	9.25

ARTILLERY ACCESSORIES



'40 Ford V8



'40 Ford
Deluxe



'41 Ford



'42 Ford



'46 Ford



'47 Ford



'41-'47
Chevrolet



'47-'53
Chevy Pickup



'47-'53
GMC



'49 Chevy



'52 Chevy
Stainless Steel



'54-'55
Chevy Pickup



'55-'56
Chevy Pickup



'55-'59
GMC



'57-'60
Chevy Pickup



'32 Ford V8*



'32-'33 Ford
4 cylinder*



'32-'35 Ford
Plain*



'33 Ford V8*



'34 Ford
4 Cylinder*



'34 Ford
Plain*



'34 Ford V8*




'35 Ford V8*


*Caps must use
Adapter Ring



Adapter Ring



Smooth
Trim Ring



Ribbed
Trim Ring



CALL OUR ORDER HOT-LINE

800-854-8937 • 951-898-4563

TheWheelsmith.net



John Gagetta's '32 Ford B-400

HOT ROD WIRE WHEELS

AVAILABLE IN 14", 15", 16", 17", and 18"

Bolt Patterns: [5 on 4.5", 5 on 4.75"], [5 on 5", 5 on 5.5"]

Also available with Stainless Steel Spokes and Nipples at Additional Cost.



BARE HOT ROD WIRE
03 SERIES

WHEEL SIZE

14x5.5
14x6
15x4.5
15x5
15x6
15x7
15x7
15x8
15x8
15x8
15x10

AVAILABLE BACKSPACE

2.50
3.00
1.50
2.00
3.00
3.50
4.00
3.50
4.25
5.00
4.25

WHEEL SIZE

16x4.5
16x6
16x7
16x7
16x8
16x10
17x7
17x8
17x9
18x5.5
18x8
20x5.5
20x8

AVAILABLE BACKSPACE

1.50
3.00
3.50
4.00
4.25
4.50
4.00
4.00
4.00
2.25
4.00
2.25
4.25



POWDERCOAT/CHROME SPOKE
13 SERIES

WHEEL SIZE

14x5.5
14x6
15x4.5
15x5
15x6
15x7
15x7
15x8
15x8
15x8
15x10

AVAILABLE BACKSPACE

2.50
3.00
1.50
2.00
3.00
3.50
4.00
3.50
4.25
5.00
4.25

WHEEL SIZE

16x4.5
16x6
16x7
16x7
16x8
16x10
17x7
17x8
17x9
18x5.5
18x8
20x5.5
20x8

AVAILABLE BACKSPACE

1.50
3.00
3.50
4.00
4.25
4.50
4.00
4.00
4.00
2.25
4.00
2.25
4.25

HOT ROD WIRE WHEELS

AVAILABLE IN 14", 15", 16", 17", and 18"

Bolt Patterns: [5 on 4.5", 5 on 4.75"], [5 on 5", 5 on 5.5"]

Also available with Stainless Steel Spokes and Nipples at Additional Cost.



WHEEL SIZE

14x5.5
14x6
15x4.5
15x5
15x6
15x7
15x7
15x8
15x8
15x8
15x10

AVAILABLE BACKSPACE

2.50
3.00
1.50
2.00
3.00
3.50
4.00
3.50
4.25
5.00
4.25

WHEEL SIZE

16x4.5
16x6
16x7
16x7
16x8
16x10
17x7
17x8
17x9
18x5.5
18x8
20x5.5
20x8

AVAILABLE BACKSPACE

1.50
3.00
3.50
4.00
4.25
4.50
4.00
4.00
4.00
2.25
4.00
2.25
4.25

ALL CHROME HOT ROD WIRE
30 SERIES

HOT ROD WIRE WHEEL ACCESSORIES



Smooth
Trim Ring



Ribbed
Trim Ring



'32 Ford V8



'32-'33 Ford
4 cylinder



'32-'35 Ford
Plain



'33 Ford V8



'34 Ford
4 Cylinder



'34 Ford
Plain



'34 Ford V8



'35 Ford V8



CALL OUR ORDER HOT-LINE

800-854-8937 • 951-898-4563

TheWheelsmith.net

SPECIALTY WIRE WHEELS

56 SPOKE ALL CHROME, ADD FOR STAINLESS STEEL

BOLT PATTERNS: [5 on 4.5" / 4.75"], [5 on 5" / 4.75"], 5 on 5.5"



CHRYSLER/DODGE/PLYMOUTH/IMPERIAL

WHEEL SIZE	AVAILABLE BACKSPACE	VEHICLE FITMENT
14X6	3.00	Chrysler/Dodge/Plymouth
15X6	3.00	Chrysler/Dodge/Plymouth
15X6	3.00	Imperial

14" - 18" AVAILABLE

58 SERIES CHROME
59 SERIES STAINLESS

56 SPOKE ALL CHROME, ADD FOR STAINLESS STEEL

BOLT PATTERNS: [5 on 4.5" / 4.75"], [5 on 5" / 4.75"], 5 on 5.5"



PACKARD WIRE WHEELS

WHEEL SIZE	AVAILABLE BACKSPACE
15X6	3.00

14" - 18" AVAILABLE



46 SERIES CHROME
47 SERIES STAINLESS

48 SPOKE ALL CHROME, ADD FOR STAINLESS STEEL

BOLT PATTERNS: [5 on 4.5" / 4.75"], [5 on 5" / 4.75"], 5 on 5.5"



CADILLAC WIRE WHEELS

WHEEL SIZE	AVAILABLE BACKSPACE	VEHICLE FITMENT
15X6	3.50	1941-1956
15X6	3.00	1957 AND UP

14" - 18" AVAILABLE

48 SERIES CHROME
49 SERIES STAINLESS

56 SPOKE



56 SERIES CHROME
57 SERIES STAINLESS

CLASSIC WIRE WHEELS

56 SPOKE ALL CHROME, ADD FOR STAINLESS STEEL
 BOLT PATTERNS: [5 on 4.5" / 4.75"], [5 on 5" / 4.75"], 5 on 5.5"



44 SERIES CHROME

WHEEL SIZE	AVAILABLE BACKSPACE
14X6	3.00
15X6	3.00
15X7	4.00



FORD
 CREST
 CAPS
 AVAILABLE



45 SERIES STAINLESS

56 SPOKE ALL CHROME, ADD FOR STAINLESS STEEL
 BOLT PATTERNS: [5 on 4.5" / 4.75"], [5 on 5" / 4.75"]



56 SERIES CHROME
 57 SERIES STAINLESS

THUNDERBIRD WIRE WHEELS

WHEEL SIZE	AVAILABLE BACKSPACE	VEHICLE FITMENT
14X5.5	3.75	1957 Only
14X5.5	3.75	1958-1964
15X5	3.50	1955-1956
15X6	3.50	1965-1967 Front
15X6	4.00	1965-1967 Rear

AVAILABLE CAPS



CALL OUR ORDER HOT-LINE
 800-854-8937 • 951-898-4563
 TheWheelsmith.net



Robert Maniaci's Custom "Bullet Bird"

Photo: Rick Amado

OEM STYLE WHEELS

AVAILABLE IN 15" and 17"

Bolt Patterns: [5 on 4.5"], [5 on 4.75"], [5 on 5"], [5 on 5.5"], [6 on 5.5"]



BARE OEM
02 SERIES

WHEEL SIZE	STANDARD MINIMUM	STANDARD MAXIMUM	REVERSE MINIMUM	REVERSE MAXIMUM
15x5	3.00	3.25	2.25	2.75
15x6	3.75	4.25	2.25	3.25
15x7	4.00	5.25	2.50	3.75
15x8	4.25	6.25	2.25	4.50
15x10	4.75	7.75	3.00	6.25
15x12	4.75	10.00	3.00	8.00
15x14	4.75	12.00	3.00	9.75
17x7	3.25	6.00	2.00	4.50
17x8	4.125	7.00	2.00	4.75
17x9	4.75	7.875	1.75	5.00



CHROME RIM/BARE CENTER
12 SERIES

WHEEL SIZE	STANDARD MINIMUM	STANDARD MAXIMUM	REVERSE MINIMUM	REVERSE MAXIMUM
15x5	3.00	3.25	2.25	2.75
15x6	3.75	4.25	2.25	3.25
15x7	4.00	5.25	2.50	3.75
15x8	4.25	6.25	2.25	4.50
15x10	4.75	7.75	3.00	6.25
15x12	4.75	10.00	3.00	8.00
15x14	4.75	12.00	3.00	9.75
17x7	3.25	6.00	2.00	4.50
17x8	4.125	7.00	2.00	4.75
17x9	4.75	7.875	1.75	5.00



CHROME OEM
20 SERIES

WHEEL SIZE	STANDARD MINIMUM	STANDARD MAXIMUM	REVERSE MINIMUM	REVERSE MAXIMUM
15x5	3.00	3.25	2.25	2.75
15x6	3.75	4.25	2.25	3.25
15x7	4.00	5.25	2.50	3.75
15x8	4.25	6.25	2.25	4.50
15x10	4.75	7.75	3.00	6.25
15x12	4.75	10.00	3.00	8.00
15x14	4.75	12.00	3.00	9.75
17x7	3.25	6.00	2.00	4.50
17x8	4.125	7.00	2.00	4.75
17x9	4.75	7.875	1.75	5.00

OEM STYLE 8-LUG WHEELS

AVAILABLE IN 16" Bolt Pattern: [8 on 6.5"]



BARE OEM 8-LUG
02 SERIES

WHEEL SIZE	STANDARD MINIMUM	STANDARD MAXIMUM	REVERSE MINIMUM	REVERSE MAXIMUM
16x6	4.00	4.25	2.00	2.75
16x7	4.25	5.00	2.00	3.50
16x8	4.25	6.25	2.00	4.75
16x10	4.75	7.25	3.00	6.00
16x12	4.75	9.25	3.00	8.00

MOPAR WHEELS

1967 and Earlier. AVAILABLE IN 15" Bolt Pattern: 5 on 4.5"



CHRYSLER OEM STYLE

WHEEL SIZE	STANDARD MINIMUM	STANDARD MAXIMUM	REVERSE MINIMUM	REVERSE MAXIMUM
15x6	3.75	5.00	2.50	3.75
15x7	4.25	6.00	2.50	4.50
15x8	4.50	7.00	2.50	5.25
15x10	4.75	7.75	3.00	6.25
15x12	4.75	10.00	3.00	8.00
15x14	4.75	12.00	3.00	9.75

OEM STYLE WHEEL ACCESSORIES



Smooth
Trim Ring

Ribbed
Trim Ring

Spider
Trim Ring



Spider Cap



'49-'50 Ford



'51 Ford



'50 Mercury



CALL OUR ORDER HOT-LINE

800-854-8937 • 951-898-4563

TheWheelsmith.net

Peter Georgeades' Model A Hot Rod



RALLYE WHEELS

AVAILABLE IN 14", 15" & 16".

Bolt Patterns: [5 on 4.5", 5 on 4.75"], [5 on 5", 5 on 5.5"], [6 on 5.5"]



BARE RALLYE
08 SERIES

WHEEL SIZE	STANDARD MINIMUM	STANDARD MAXIMUM	REVERSE MINIMUM	REVERSE MAXIMUM
14x6	3.25	4.25	2.00	3.00
15x4.5	3.25	2.75	2.00	2.50
15x5	2.75	3.25	2.00	2.50
15x6	3.50	4.25	2.00	3.00
15x7	3.75	5.25	2.25	3.50
15x8	4.00	6.00	2.25	4.25
15x10	4.50	7.50	2.75	6.00
15x12	4.50	10.00	2.75	7.75
15x14	4.25	12.00	2.75	9.50
16x4.5	1.75	2.75	N/A	N/A
16x6	3.75	4.25	2.25	2.75
16x7	4.25	5.25	2.25	3.50
16x8	5.25	6.00	2.25	4.00
16x10	4.50	7.00	2.75	5.75



CHROME RIM/BARE CENTER
09 SERIES

WHEEL SIZE	STANDARD MINIMUM	STANDARD MAXIMUM	REVERSE MINIMUM	REVERSE MAXIMUM
14x6	3.25	4.25	2.00	3.00
15x4.5	3.25	2.75	2.00	2.50
15x5	2.75	3.25	2.00	2.50
15x6	3.50	4.25	2.00	3.00
15x7	3.75	5.25	2.25	3.50
15x8	4.00	6.00	2.25	4.25
15x10	4.50	7.50	2.75	6.00
15x12	4.50	10.00	2.75	7.75
15x14	4.25	12.00	2.75	9.50
16x4.5	1.75	2.75	N/A	N/A
16x6	3.75	4.25	2.25	2.75
16x7	4.25	5.25	2.25	3.50
16x8	5.25	6.00	2.25	4.00
16x10	4.50	7.00	2.75	5.75



CHROME RALLYE
80 SERIES

WHEEL SIZE	STANDARD MINIMUM	STANDARD MAXIMUM	REVERSE MINIMUM	REVERSE MAXIMUM
14x6	3.25	4.25	2.00	3.00
15x4.5	3.25	2.75	2.00	2.50
15x5	2.75	3.25	2.00	2.50
15x6	3.50	4.25	2.00	3.00
15x7	3.75	5.25	2.25	3.50
15x8	4.00	6.00	2.25	4.25
15x10	4.50	7.50	2.75	6.00
15x12	4.50	10.00	2.75	7.75
15x14	4.25	12.00	2.75	9.50
16x4.5	1.75	2.75	N/A	N/A
16x6	3.75	4.25	2.25	2.75
16x7	4.25	5.25	2.25	3.50
16x8	5.25	6.00	2.25	4.00
16x10	4.50	7.00	2.75	5.75

RALLYE WHEEL ACCESSORIES



Baby Moon



Plain Interceptor



'40 Ford V8



'40 Ford Deluxe



'41 Ford



'42 Ford



'46 Ford



'47 Ford



'47 Mercury



'41-'47 Chevrolet



'47-'53 Chevy Pickup



'47-53 GMC



'49 Chevy



'52 Chevy Stainless Steel



'54-'55 Chevy Pickup



'55-'56 Chevy Pickup



'55-'59 GMC



'57-'60 Chevy Pickup



Smooth Trim Ring



Ribbed Trim Ring



Shannon Cone



Disk Brake Rallye Cap



Sombrero Cap



CALL OUR ORDER HOT-LINE

800-854-8937 • 951-898-4563

TheWheelsmith.net



Clinton Fortson's 1966 Chevy C10

ALUMINUM WHEELS

BILLET ALUMINUM ARTILLERY



BILLET MOPAR ARTILLERY
110 SERIES

WHEEL SIZE

16x7
16x8
16x9.5
17x7
17x8
17x9
17x9.5
17x11
18x7
18x8
18x9.5
20x8
20x9.5



BILLET ARTILLERY
101 SERIES

WHEEL SIZE

16x7
16x8
16x9.5
17x7
17x8
17x9
17x9.5
17x11
18x7
18x8
18x9.5
20x8
20x9.5

CAST ALUMINUM ARTILLERY



CAST ALUMINUM ARTILLERY
201 SERIES

WHEEL SIZE

17x7
17x8
17x10
18x7
18x8
18x10



CAST ALUMINUM ARTILLERY
201 SERIES

WHEEL SIZE

17x7
17x8
17x10
18x7
18x8
18x10



ALUMINUM WHEELS



BILLET RALLYE
108 SERIES

WHEEL SIZE

16x7
16x8
16x9.5
17x7
17x8
17x9
17x9.5
17x11
18x7
18x8
18x9.5
20x8
20x9.5



BILLET OEM
102 SERIES

WHEEL SIZE

16x7
16x8
16x9.5
17x7
17x8
17x9
17x9.5
17x11
18x7
18x8
18x9.5
20x8
20x9.5



CAST ALUMINUM DIRT TRACK
212 SERIES

WHEEL SIZE

15x4
15x5
15x6
15x7
15x8
15x10
15x10
15x12
17x7
17x8
17x10



BILLET SMOOTHIE
106 SERIES

WHEEL SIZE

16x7
16x8
16x9.5
17x7
17x8
17x9
17x9.5
17x11
18x7
18x8
18x9.5
20x8
20x9.5



CALL OUR ORDER HOT-LINE

800-854-8937 • 951-898-4563

TheWheelsmith.net



Dale DeBerger's Model A Sedan Hot Rod

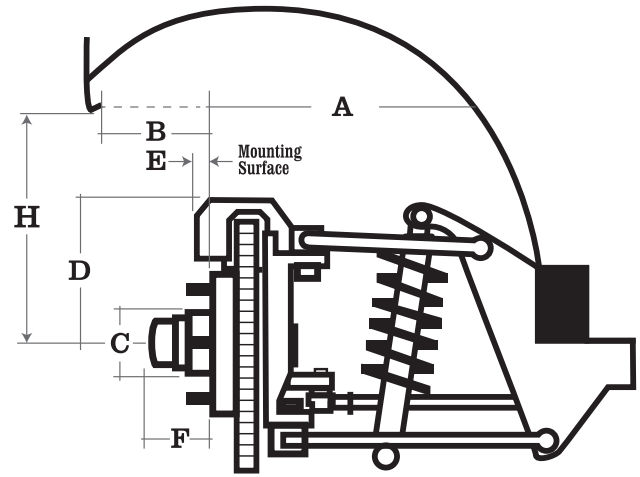


HOW TO MEASURE YOUR CAR FOR PROPER WHEEL FITMENT.

Jack vehicle up on level ground by the suspension. Remove the lug nuts and wheels. Support the car with Jack Stands at the suspension. Be sure the hub's mounting surface is vertical. Use a rigid straight edge for all measurements, about 30" long for best results. When measuring from the mounting surface, be sure to use that side of the straight edge for measurements.

STEP BY STEP

- Measure the mounting surface to the fender edge at the highest point (B).
- Measure from the mounting surface to the first obstruction on the frame side at that verticle point of the fender edge (A).
- Measure the hub diameter (C).
- Measure radius from the hub center to top of the brake caliper (D).
- Measure the mounting surface to the outer edge of brake caliper (E).
- Measure the hub length from the mounting surface (F).
Not necessary on rear wheels.
- Measure the distance from the center of hub and top of fender lip (H).



FRONT WHEEL

Left (drivers side)

Right (pass. side)

A: _____ B: _____

A: _____ B: _____

C: _____ D: _____

C: _____ D: _____

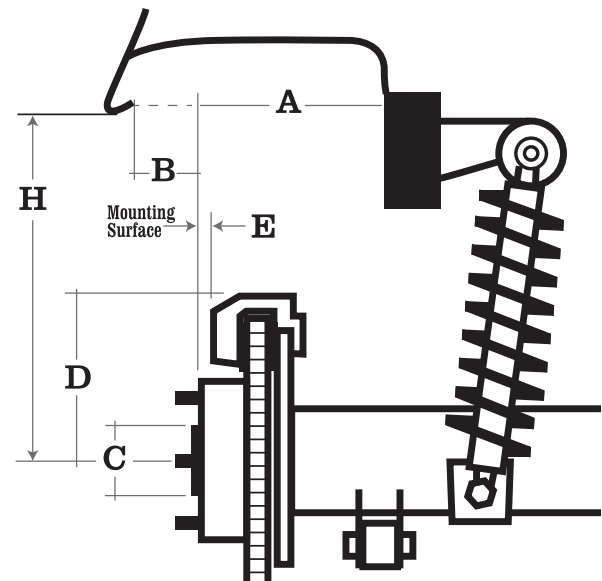
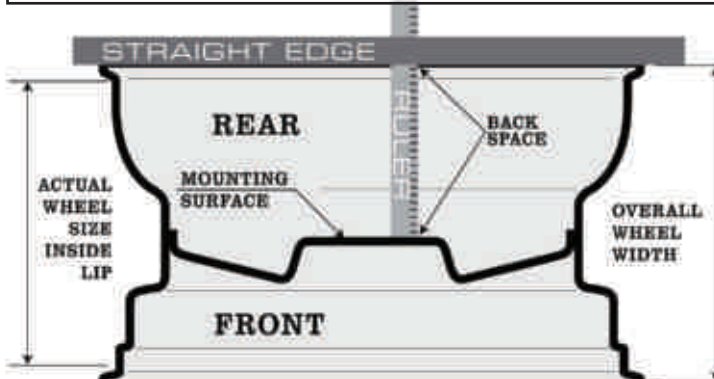
E: _____ F: _____

E: _____ F: _____

H: _____

H: _____

CURRENT WHEELS:	
WHEEL STYLE _____	BOLT PATTERN _____
FRONT WHEEL SIZE _____	REAR WHEEL SIZE _____
FRONT BACKSPACE _____	REAR BACKSPACE _____
FRONT TIRE SIZE _____	REAR TIRE SIZE _____



Left (drivers side)

Right (pass. side)

A: _____ B: _____

A: _____ B: _____

C: _____ D: _____

C: _____ D: _____

E: _____ H: _____

E: _____ H: _____

FAX THE COMPLETED WORKSHEET TO WHEELSMITH AT: 951-340-0562



The Wheelsmith Limited Warranty

The Wheelsmith chrome wheels and accessories are warranted for a period of 6 months from the date of purchase to the original owner. Oxidation or corrosion of the finish due to neglect and/or adverse weather or chemicals is not covered by this warranty. The Wheelsmith assumes no responsibility for diagnosis, removal and installation labor, loss of vehicle use, loss of time, inconvenience, painting or other consequential damages or expense.

Any claim made pursuant to this warranty regarding crooked wheels shall be conditioned upon the Wheelsmith's inspection thereof.

Those claiming under this warranty shall, at Wheelsmith's option, having the following remedy against Wheelsmith in substitution for all other remedies or rights: The right to (a) repayment, or credit towards the purchase of a new wheel; or (b) the replacement of said wheel or accessory. There is no warranty on any painted or powder-coated products.

There are no returns allowed on custom offset wheels, or O.E.M. -type wheel applications. There are no returns allowed after thirty (30) days. No exceptions.


There will be a twenty percent (20%) restocking charge on all returned items and no allowance for freight charges incurred. All return items **MUST BE** accompanied by a return authorization number and a copy of your receipt. **YOU PAINT IT, YOU MOUNT IT... YOU OWN IT!**



CALL OUR ORDER HOT-LINE

800-854-8937 • 951-898-4563

TheWheelsmith.net



**Ya' Gotta
Drive 'em!**



CALL OUR ORDER HOT-LINE

800-854-8937 • 951-898-4563

TheWheelsmith.net

1601 Commerce St., Corona, CA 92878



©2021 Wheelsmith • \$5.00